

NOTES:

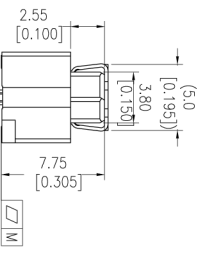
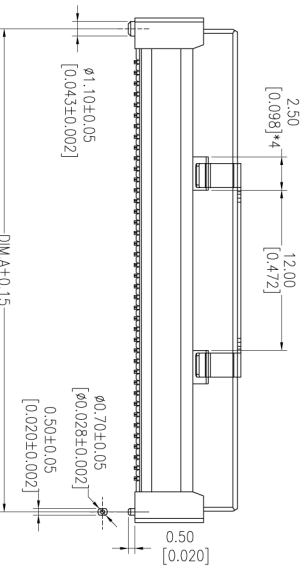
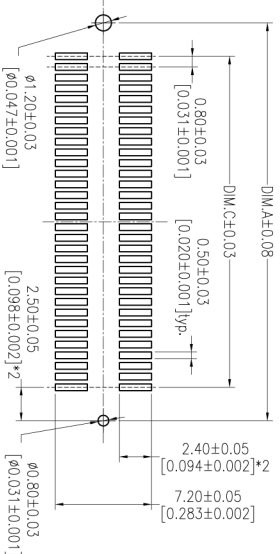
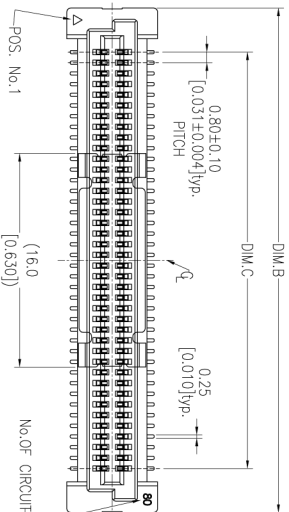
Current Rating:0.5AMP  
 Contact Resistance:30mΩ max  
 Withstand Voltage:100V AC/DC  
 Insulation Resistance:500MΩ min  
 Operation Temperature:-40°C to +125°C

Contact Material:Phosphor Bronze  
 Cap Material:SUS1=0.25mm  
 Housing Material:CP(UJ94V-0) Noture  
 Contact plating:Au and Tin over Ni

Fittness: <80Pins The "M" is 0.12mm MAX  
 ≥80Pins The "M" is 0.15mm MAX

Recommended P.C.B Layout (Top Side)

(PCB BOARD TOLERANCE ± 0.05)



79.20	85.80	84.20	200
71.20	77.80	76.20	180
63.20	69.80	68.20	160
55.20	61.80	60.20	140
47.20	53.80	52.20	120
39.20	45.80	44.20	100
31.20	37.80	36.20	80
23.20	29.80	28.20	60
15.20	21.80	20.20	40
DIM.C	DIM.B	DIM.A	PIN NO.

## Ordering Information

3616-S XXXX -077 XX R 01

No. of Pins Housing High Contact Fining No. of Pins Housing High Contact Fining  
 S1-S3/Cold/Tin R-Tripocket/CAP  
 S2-S3/Cold/Tin  
 ....ΔΔ

REV	DATE	MODIFICATION DESCRIPTION	OPERATION	DRAW	DATE	SCALE	FIT	PART NO.
A1	2014/11/07	Modify	XX ±0.40	All len	2014/11/07	mm UNIT	A4	3616-SXXX-077XXR01
A0	2014/06/24	NEW	XX ±0.25	CHECK		inch SIZE	A4	0.80mm B TO B Female H=7.75 "H" TYPE SMT
			XX ±0.15	APPROVE		SHEET	1/2	
			Angle DIM	TOL.		PROL.		Customer NO.

**上海回峰电子科技有限公司**  
 Shanghai Hui Feng Electronic Technology Co., Ltd.

电话: 021-67150229  
 传真: 021-67150251  
 企业邮箱: hui Feng\_dzki@163.com  
 公司网站: www.hui Feng-china.com